


BREAKER SPECIFICATIONS

	MAX. WAVE FORM (KV, RMS)	K FACTOR	INTERRUPT TIME (CYCLES)	MAX. SYM. INTERRUPT CURRENT (KA, RMS)	SHORT-TIME CURRENT (KA, RMS)	CLOSE & TRIP (KA, CREST)	LIGHTNING WITHSTAND (KV, CREST) (BL)	LOW VOLTAGE WITHSTAND (HI-PO) (KV, RMS)	MVA WITHSTAND (KV, REF. ONLY)	CELL INTERFACE AVAILABILITY
A	4.76	1.00	5	25	65	60	19	NA	NA	A,F
B	4.76	1.00	5	31.5	82	60	19	NA	NA	A,F
C	4.76	1.00	5	40	104	60	19	NA	NA	A,F
D	4.76	1.00	5	50	130	60	19	NA	NA	A,F
E	8.25	1.00	5	40	104	95	36	NA	A	A
F	15	1.00	5	20	52	95	36	NA	NA	A,F
G	15	1.00	5	25	65	95	36	NA	NA	A,F
H	15	1.00	5	31.5	82	95	36	NA	NA	A,F
J	15	1.00	5	40	104	95	36	NA	NA	A,F
K	15	1.00	5	50	130	95	36	NA	NA	A,F
L										

REF: ANSI C37.06-2000, TABLES 1 & 4
 110 KV BILL IS NOT AVAILABLE ON MODEL 3 BREAKERS SEE
 MODEL 2 ORDERING AID 17016



store.ips.us

DIGITS 6-15 LOCATED ON SHEET 2

(NOO) ADVAC ORDERING AID "MODEL 3"

REV	DATE	REVISION DESCRIPTION	BY	REV	DATE	REVISION DESCRIPTION	BY
5	10-05-04	[6560] NOTE ON ROLL ON FLOOR + 1000A CAP SWITCH	PRT				
4	3-30-04	[6451] ADDED B ON # 2 FOR ROLL ON THE FLOOR	PRT				
3	10-7-03	[6431] ADDED 50 KA BREAKERS TO ORDERING AID	PRT				
6	9-22-05	[8027] ECN 6560 & 6579 both rev 5, consolidated changes	RET	2	8-19-03	[6406] + GENERAL PURPOSE RATINGS. +NOO.	MKJ
5	1-5-05	[6579] ADDED RACKING PIN MONITOR ON #11	RET	1	7/11/03	[6390] ADD 24 VOLT CONTROL COMPONENTS & - 50 KA	PRT

DIMENSIONS IN MILLIMETERS	
GENERAL TOLERANCE UNLESS OTHERWISE SPECIFIED THE FOLLOWING TOLERANCES ARE APPLICABLE	
LINEAR	OVER 0.0 0.0 0.25 0.50 1.00 1.50 2.00 3.00 4.00
TOL.	± 0.1 0.2 0.3 0.5 0.8 1.2
ANGULAR	OVER 10 15 20 25 30 35 40
(TYP)	TOL. ± 1° 0'30" 0'20" 0'15"

REF	ADVAC
REV	6
DATE DRN	2/13/03
DATE REL	2/13/03
DWG NO.	17030
DRN	GRC
CKD	PRT
APP'D	PRT
ECN No.	6360

DIMENSIONS ARE IN MILLIMETERS

ADVAC ORDERING AID "MODEL 3"

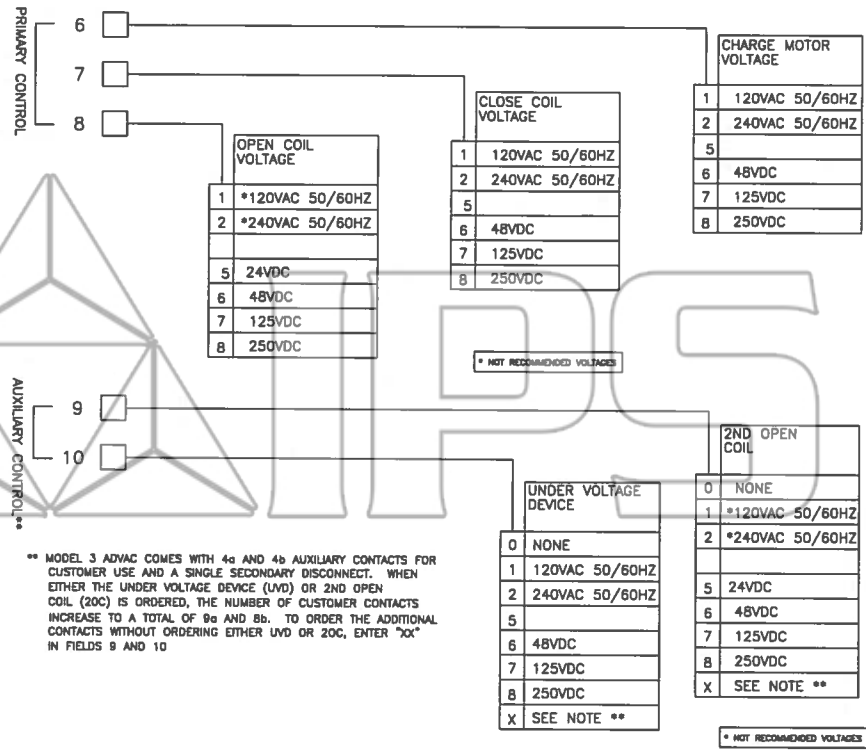
SHEET 1 OF 2

THIS DRAWING IS THE PROPERTY OF ABB AND CONTAINS PROPRIETARY AND CONFIDENTIAL INFORMATION WHICH MUST NOT BE DUPLICATED, USED OR DISCLOSED OTHER THAN AS EXPRESSLY AUTHORIZED BY ABB.

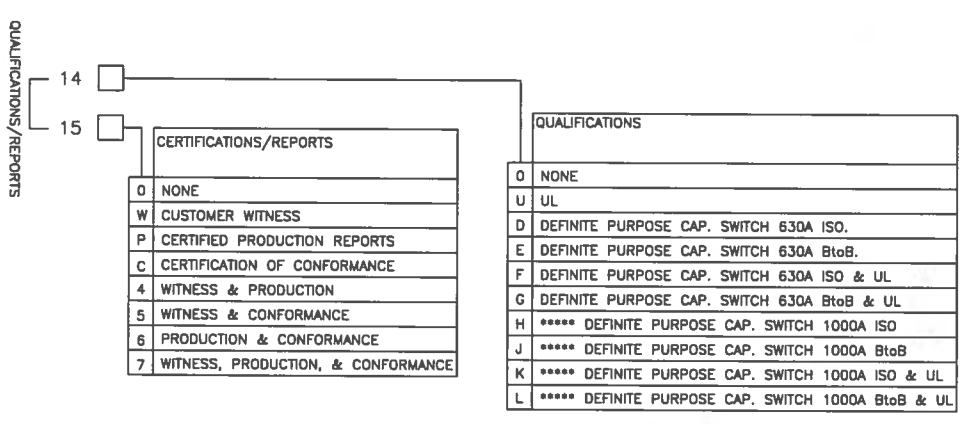
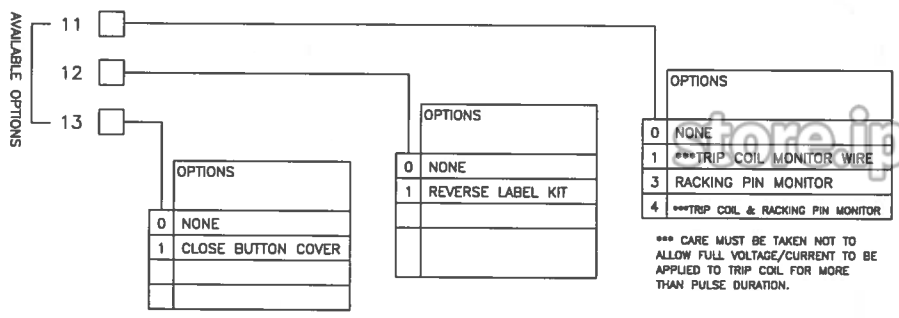
ABB ABB Inc. FLORENCE, S.C., U.S.A.

ADVAC ORDERING AID "MODEL 3"

REV	DATE	REVISION DESCRIPTION	BY	REV	DATE	REVISION DESCRIPTION
6	9-27-05	[8027] ECN 5580 & 5579 both rev 5, consolidated changes	RET	2	8-19-03	[6406] + GENERAL PURPOSE RATINGS, +N00.
5	1-3-05	[6579] ADDED RACKING PIN MONITOR ON #11	RET	1	7/11/03	[6390] ADD 24 VOLT CONTROL COMPONENTS & - 50 IA
4	3-30-04	[6451] ADDED B ON # 2 FOR ROLL ON THE FLOOR	PRT			
3	10-7-03	[6431] ADDED 50 IA BREAKERS TO ORDERING AID	PRT			
2	8-19-03	[6406] + GENERAL PURPOSE RATINGS, +N00.	MJKJ			
1	7/11/03	[6390] ADD 24 VOLT CONTROL COMPONENTS & - 50 IA	PRT			



** MODEL 3 ADVAC COMES WITH 4a AND 4b AUXILIARY CONTACTS FOR CUSTOMER USE AND A SINGLE SECONDARY DISCONNECT. WHEN EITHER THE UNDER VOLTAGE DEVICE (UVD) OR 2ND OPEN COIL (2OC) IS ORDERED, THE NUMBER OF CUSTOMER CONTACTS INCREASE TO A TOTAL OF 9a AND 9b. TO ORDER THE ADDITIONAL CONTACTS WITHOUT ORDERING EITHER UVD OR 2OC, ENTER "XX" IN FIELDS 9 AND 10



APPLICATION NOTES:
 CATALOG NUMBERS GENERATED USING THIS ORDERING AID REPRESENTS ALL AVAILABLE BREAKER CONFIGURATIONS. (NO SPECIALS OR ADDERS ARE AVAILABLE)
 ALL ADVAC BREAKERS ARE DUAL RATED FOR 50 AND 60Hz. THIS INCLUDES PRIMARY AND CONTROL FREQUENCY. THE BREAKER NAMEPLATE WILL READ 50/60 Hz.
 BILLS OF MATERIAL ARE PER 17031

ABB FLORENCE, S.C., U.S.A.

REV 6 TITLE ADVAC ORDERING AID "MODEL 3"

DATE 2/13/03 DATE 2/13/03

DRG NO. 17030

ABB Inc. FLORENCE, S.C., U.S.A.