


Type 5HK250
1200 and 2000 Amperes
5000 Volts

IPS



store.ips.us

Table of Contents

Description	Page	Description	Page
Arc Chute Assembly	5	Electrical Close/Trip Switch	7
Arc Chute Return Connection	5	Operation Counter	9
Stationary Contact and Upper Terminal Assembly	5	Auxiliary Switch Assembly	9
Moving Contact and Lower Terminal Assembly	5	Undervoltage Trip Device	9
Moving Arcing Contact	5	Latch Check Switch Assembly	9
Moving Main Contact	5	Latch Check Switch	9
Primary Disconnect Assembly	5	Resistor Assembly	9
Puffer Piston Assembly	7	Secondary Disconnect Assembly-Moving	9
Pushrod Assembly	7	Secondary Disconnect Assembly-Stationary	9
Pushrod Assembly (outer pole)	7	Hardware and Retainer Kit	9
Pushrod Assembly (center pole)	7	Accessory Kit	10
Operating Mechanism Assembly	7	Slow Close Bracket	10
Spring Charging Motor Assembly	7	Manual Charge Handle	10
Close Coil Assembly	7	Racking Crank	10
Trip Coil Assembly	7	5th Wheel Assembly	10
Control Device Assembly	7	Lifting Yoke Assembly	10
Motor Disconnect Switch	7		

General Notes

1. Recommended quantities are as follows:

DOMESTIC OR NORMAL DUTY APPLICATIONS:

One (1) recommended set for each ten (10) breakers or fraction thereof installed for each rating. Any portion or all of the additional parts may be ordered in the same ratio.

FOREIGN OR HEAVY DUTY APPLICATIONS:

One (1) recommended and one (1) additional set for each five (5) breakers or fraction thereof installed for each rating.

2. The parts listed cover an indefinite period of time. With normal maintenance, replacement will be infrequent.


3. An assortment of special hardware used on this circuit breaker is available as a kit. Order hardware Kit No. 709712-T1.

4. Where continuity of service is mandatory, a spare breaker is recommended.


Ordering Instructions

1. Specify serial number from breaker nameplate, in addition to part description and ordering number.
2. State control voltage when ordering coils, resistors and motor.


The illustrations and ordering numbers in this bulletin are furnished only to serve as a guide in the identification of assemblies and parts, and do not purport to cover all details or variations in equipment.



FRONT VIEW



REAR VIEW



OPERATING MECHANISM ASSEMBLY



1



2



3A



3B



4A



4B

Description of Part Or Assembly	Fig Ref.	Quantity Per Breaker			Ordering Number
		1200A	2000A		
Arc Chute Assembly	1	3	3	194117-F1	
Arc Chute Return Connection	2	3	3	196657-A	
Stationary Contact and Upper Terminal Assembly	3A	3	3	194145-T1	
	3B		3	194145-T3	
Moving Contact and Lower Terminal Assembly	4A	3	3	194136-T1	
	4B		3	194136-T2	
Moving Arcing Contact	5A	3	3	196635-K1	
	5B		3	193774-K1	
Moving Main Contact	6A	1	3	196636-K1	
	6B		3	193734-K4	
Primary Disconnect Assembly	7A	6	6	191916-J5	
	7B		6	191916-T8	



5A



5B

store.ips.us



6A



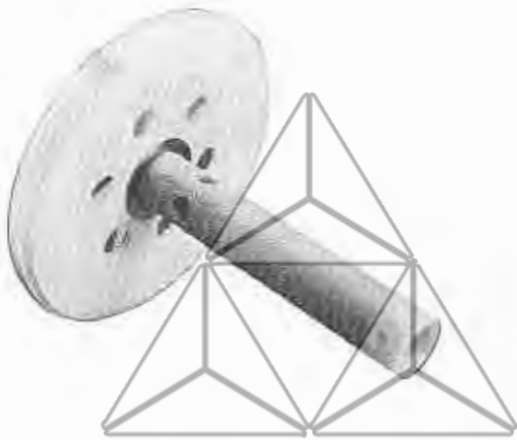
6B



7A




7B



8

9A



9B



10

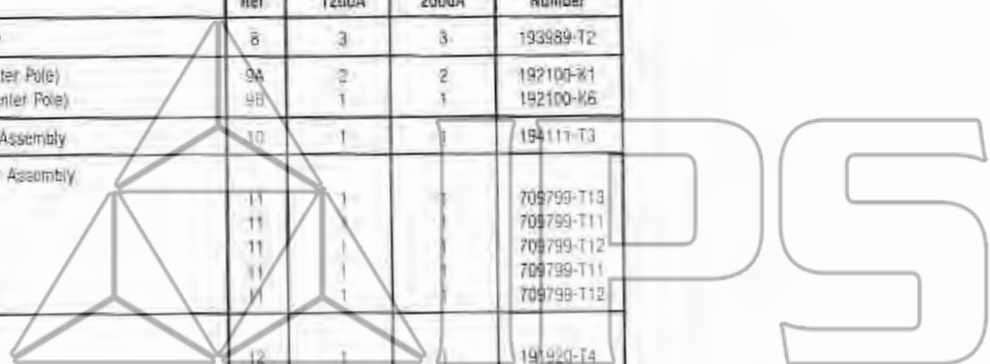


11



12

Description of Part Or Assembly	Fig. Ref.	Quantity Per Breaker		
		1200A	2000A	Ordering Number
Puffer Piston Assembly	8	3	3	193989-T2
Pushrod Assembly (Outer Pole)	9A	2	2	192100-K1
Pushrod Assembly (Center Pole)	9B	1	1	192100-K6
Operating Mechanism Assembly	10	1	1	194111-T3
Spring Charging Motor Assembly				
48V DC	11	1	1	709799-T13
125V DC	11	1	1	709799-T11
250V DC	11	1	1	709799-T12
110/120V AC	11	1	1	709799-T11
208/240V AC	11	1	1	709799-T12
Close Coil Assembly				
48V DC	12	1	1	191920-T4
125V DC	12	1	1	191920-T14
250V DC	12	1	1	191920-T3
110/120V AC	12	1	1	191920-T5
208/240V AC	12	1	1	191920-T6
Trip Coil Assembly				
48V DC	12	1	1	191920-T4
125V DC	12	1	1	191920-T14
250V DC	12	1	1	191920-T3
110/120V AC	12	1	1	191920-T5
208/240V AC	12	1	1	191920-T6
Control Device Assembly				
48V DC	13	1	1	191921-T8
125V DC	13	1	1	191921-T6
250V DC	13	1	1	191921-T7
110/120V AC	13	1	1	191921-T10
208/240V AC	13	1	1	191921-T11
Motor Disconnect Switch	14	1	1	703270-A
Electrical Close/Trip Switch (When Used)	15	1	1	712780-A



store.ips.us



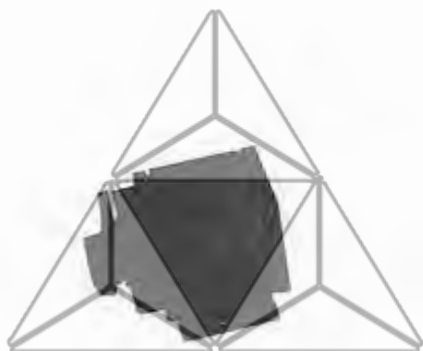
14



13



15



16



17




18



store.ips.us

19



20



21

Description of Part Or Assembly	Fig. Ref.	Quantity Per Breaker		
		1200A	2000A	Ordering Number
Operation Counter	16	1	1	180522-C
Auxiliary Switch Assembly (4 Contact)	17	1	1	700034-K1
Undervoltage Trip Device (When Used)				
48V DC	18	1	1	187909-T6
125V DC	18	1	1	187509-T7
250V DC	18	1	1	187909-T8
110/120V AC	18	1	1	187909-T9
204/240V AC	18	1	1	187909-T10
Latch Check Switch Assembly (When Used)	19	1	1	191924-T3
Latch Check Switch (When Used)	20	1	1	151545-A
Resistor Assembly (When Used)				
120V AC	21	1	1	194124-T15
240V AC	21	1	1	194124-T16
Secondary Disconnect Assembly—Moving	22	2	2	703153-K5
Secondary Disconnect Assembly—Stationary	23	1	1	834836-T1
Hardware & Retainer Kit	24	1	1	709712-T1



22



23



24

Description of Part Or Assembly	Fig. Ref.	Quantity Per Breaker		
		1200A	7000A	Ordering Number
Accessories				
Accessory Kit	30-34	1	1	160800-T1
(Order Individual Accessories As Required)				
Slow Close Bracket	30	1	1	194147-T10
Manual Charge Handle	31	1	1	187912-A
Racking Crank	32	1	1	160800-T9
5th Wheel Assembly	33	1	1	160800-T6
Lifting Yoke Assembly	34	1	1	160800-T7



30



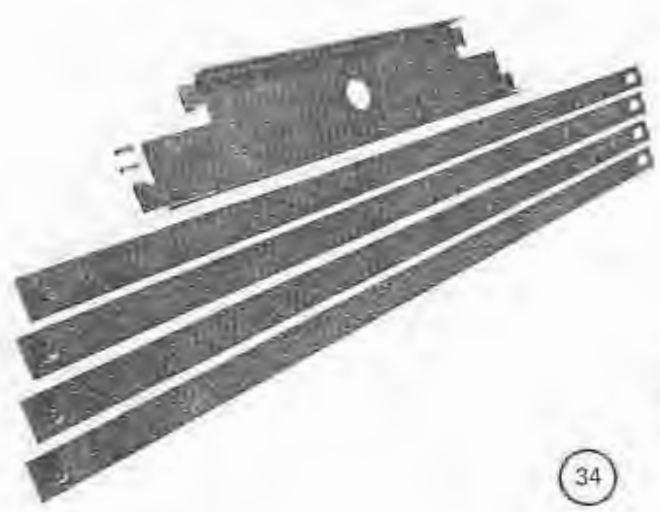
31



32



33



34

store.ips.us

BBC
BROWN BOVERI

BBC Brown Boveri, Inc.
Circuit Breaker Division
W Columbia, SC 29169

Supersedes Issue A
Printed in U.S.A. 3M 1286



store.ips.us