

**Electrical Components**

**Table 1. Electrical Components**

Item	Description	Current Cutler-Hammer Style Number	
<b>E22 Indicating Lights (Incandescent)</b>			
	Red 48 Vac/dc (1.0 W)	E22H2X6G01	
	Green 48 Vac/dc (1.0 W)	E22H3X6G01	
	Yellow 48 Vac/dc (1.0 W)	E22H4X6G01	
	White 48 Vac/dc (1.0 W)	E22H5X6G01	
	Blue 48 Vac/dc (1.0 W)	E22H6X6G01	
	Amber 48 Vac/dc (1.0 W)	E22H9X6G01	
	Clear 48 Vac/dc (1.0 W)	E22H0X6G01	
	<b>E22 Indicating Lights (LED) — Bi-polar</b>		
	Red 48 Vac/dc (10 mA)	E22H2X53G01	
	Green 48 Vac/dc (10 mA)	E22H3X54G01	
Yellow 48 Vac/dc (10 mA)	E22H4X55G01		
	Amber 48 Vac/dc (10 mA) (Orange LED with Amber Lens)	E22H9X87G01	
	Blue 48 Vac/dc (10 mA)	E22H6X56G01	
	White 48 Vac/dc (10 mA)	E22H5X91G01	
	<b>Replacement E22 Bulbs</b>		
		All Incandescent E22 Bulbs (Quantity 25)	28-2468-19G01
	Red LED Bulb (Quantity 10)	35-2158-17G01	
	Green LED Bulb (Quantity 10)	35-2158-20G01	
	Yellow LED Bulb (Quantity 10)	35-2158-19G01	
	Amber LED Bulb (Orange) (Quantity 10)	35-2158-18G01	
	Blue LED Bulb (Quantity 10)	35-2158-21G01	
White LED Bulb (Quantity 10)	35-2158-40G01		
<b>Control Fuses</b>			
	3 Ampere NON	73482AJ00D	
	6 Ampere NON	73482AJ00G	
	10 Ampere NON	73482AJ00H	
	15 Ampere NON	73482AJ00J	
	20 Ampere NON	73482AJ00K	
30 Ampere NON	73482AJ00M		
<b>Pull Fuse Assembly</b>			
	2-Pole 30 Ampere 3-Pole 30 Ampere	PFS3322 PFS3333	
<b>Space Heaters</b>			
	125 Volt 250 Watt 250 Volt 250 Watt 125 Volt 95 Watt 250 Volt 100 Watt	3614A50H01 3614A50H02 3614A50H04 3614A50H05	
<b>Thermostats</b>			
	Fixed 110 F/43.3 C	266C072H04	
	Humidistat, 20 – 80% RH, 7.5 A/120 V	SA02272H03	
<b>Capacitor Trip Units</b>			
	120 Vac Control 240 Vac Control	3A39175G01 3A39175G02	




**Mechanical Devices**

**Table 2. Mechanical Devices**

Item	Description	Current Cutler-Hammer Style Number
<b>Auxiliary Drawer Latch Handle</b>		
	Auxiliary Drawer Latch Handle	8341A34H01
<b>Stand Off Insulators</b>		
	3.50-inch (88.9 mm) Glass-Polyester Insulator	5227B11H01
	6.00-inch (152.4 mm) Glass-Polyester Insulator — Auxiliary Drawer	5227B11H06
	6.00-inch (152.4 mm) Glass-Polyester Insulator — Rear Module	5227B11H04
	3.50-inch (88.9 mm) Porcelain Insulator	8289A17H03
	6.00-inch (152.4 mm) Porcelain Insulator	8289A17H01
	<b>Main Bus Support with Snubbers</b>	
	1200 Ampere, Glass-Polyester	1A30269G11
	2000 Ampere, Glass-Polyester	1A30269G12
	3000 Ampere, Glass-Polyester	1A30269G13
	1200 Ampere, Porcelain	1A30269G14
	2000 Ampere, Porcelain	1A30269G15
	3000 Ampere, Porcelain	1A30269G16
<b>Stab Molding Assembly</b>		
	1200 A Porcelain (Bus Side)	6437C76G01
	2000 A Porcelain (Bus Side)	6437C76G03
	3000 A Porcelain (Bus Side)	6355C65G02
	1200 A Glass-Polyester (Bus Side)	6437C76G05
	2000 A Glass-Polyester (Bus Side)	6437C76G07
	3000 A Glass-Polyester (Bus Side)	6355C65G03
	1200 A Porcelain (Line Side)	6437C76G02
	2000 A Porcelain (Line Side)	6437C76G04
	3000 A Porcelain (Line Side)	6355C65G02
	1200 A Glass-Polyester (Line Side)	6437C76G06
	2000 A Glass-Polyester (Line Side)	6437C76G08
	3000 A Glass-Polyester (Line Side)	6355C65G03
	Kirk Key Interlock Assembly VCP-W Breaker, Test Position Only (Standard)	6510C48G03
	Padlock Interlock Assembly	691C540G01
<b>MOC Switch Assembly with Harness</b>		
	5A/4B, 1 Switch, Connected & Test	6510C50G02
	5A/4B, 1 Switch, Connected Only	6510C50G03
	10A/8B, 2 Switches, Connected & Test	6510C50G04
	10A/8B, 2 Switches, Connected Only	6510C50G05
	15A/12B, 3 Switches, Connected & Test	6510C50G06
	15A/12B, 3 Switches, Connected Only	6510C50G07
<b>TOC Switch Assembly with Harness</b>		
	TOC Assembly 5A/4B, 1 Switch	6510C49G03




**Mechanical Devices**

**Table 2. Mechanical Devices (Continued)**








Item	Description	Current Cutler-Hammer Style Number
<b>VCPW Breaker, 5 and 15 kV Secondary</b>		
	VCPW Breaker, 5 and 15 kV Secondary Contact Kit	SECKITVCPW
<b>Auxiliary Drawer Parts</b>		
	Male Secondary Contact Assembly	6511C08G02
	Female Secondary Contact Assembly	6511C09G02

**Hardware Kits and Accessories**

**Table 3. Hardware Kits and Accessories**

Item	Description	Current Cutler-Hammer Style Number
<b>Rear Sheet Hardware Kit</b>		
	Rear Sheet Hardware Kit (24 Sets)	RDOORKIT
<b>Cable Termination Boots</b>		
	1200 Ampere 1 and 2 Cables per Phase 1200 Ampere 3 Cables per Phase 2000 Ampere 1 and 2 Cables per Phase 2000 Ampere 3 Cables per Phase	1C17370H01 1C17371H01 1C17370H02 1C18371H02
<b>Front Panel Standard Latch</b>		
	Front Panel Standard Latch	8346A76H01

**Table 3. Hardware Kits and Accessories (Continued)**

Item	Description	Current Cutler-Hammer Style Number
<b>Levering-in Crank and Clutch Assembly</b>		
	Levering-in Crank and Clutch Assembly Levering-in Crank and Clutch Assembly Arc	701B601G01 701B601G08
<b>Removable Extension Rails</b>		
	Right Hand Rail Extension Left Hand Rail Extension	7813C41G01 7813C41G02
<b>Portable Lift Crane</b>		
	Portable Lift Crane	3A40094H11
<b>Breaker Lift Yoke</b>		
	Breaker Lift Yoke	691C607G01
<b>Dockable Dolly</b>		
	Dockable Dolly	6510C71G01
<b>VCPW Test Jumper (Breaker Power Source)</b>		
	VCPW Test Jumper (Breaker Power Source)	6526C23G01
<b>VCPW Test Cabinets (Separate Power Source)</b>		
	Any dc Close and Trip ac or dc Close with dc Trip 120/240 Vac Close and Capacitor Trip	8346A28G01 8346A28G02 8346A28G03

**Note:** Order Entry Suffix is **Q28**.

**Note:** Contact our Aftermarket Department at 1-800-345-4072.

**Note:** 24-hour Quick-Ship available. For additional information, call the Cutler-Hammer Aftermarket Products toll free at 1-800-345-4072.

Eaton Electrical  
1000 Cherrington Parkway  
Moon Township, PA 15108-4312  
USA  
tel: 1-800-525-2000  
www.eatonelectrical.com

