
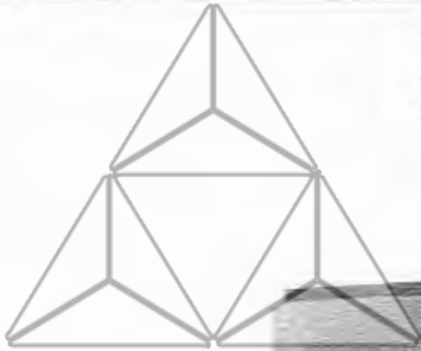


**Renewal Parts**

**I-T-E Medium-Voltage  
Power Circuit Breakers**

---

Type 5HK350  
3000 Amperes  
5000 Volts



[store.ips.us](http://store.ips.us)

**Brown Boveri Electric**




Fig. 1




Fig. 2




Fig. 3

## RENEWAL PARTS FOR TYPE 5HK350, 3000 AMPERE POWER CIRCUIT BREAKER

TABLE 1 - RECOMMENDED - FOR NORMAL DUTY APPLICATIONS

Fig. Ref.	Item	Qty. per Brk.	Description of Assembly or Part	Ordering Number
2	1	2	Secondary Disconnect Assembly	709159-K9
2	2	1	Control Device	191921-*
2	3	1	Auxiliary Switch (4 Contact)	700034-K1
2	4	1	Resistor Assembly (See Control Only)	195391-*
4	5	1	Charging Motor	709799-*
3	6	1	Motor Disconnect Switch	702270-A
3	7	1	Trip Coil	191920-*
3	8	1	Close Coil (Not Shown)	191920-*
3	9	1	Close-Trip Switch (When Used)	712780-A
3	10	1	Latch Check Switch (When Used)	191645-A
3	11	1	Undervoltage (When Used) (Not Shown)	197908-*

\*Specify Applicable Voltage and Frequency.

TABLE 2 - ADDITIONAL - FOR HEAVY DUTY APPLICATIONS

Fig. Ref.	Item	Qty. per Brk.	Description of Assembly or Part	Ordering Number
1	12	3	Arc Chute Assembly	160895-T1
1	13	3	Stationary Contact & Upper Terminal Assembly	197737-T1
1	14	3	Moving Arcing Contact	193726-K1
1	15A	3	Moving Main Contact (Left Hand)	194016-K1
1	15B	3	Moving Main Contact (Right Hand)	194016-K2
1	16	3	Arc Chute Return Connection	197695-A
1	17	3	Pushrod	197732-K1
	18	1	Puffer Piston Assembly (Not Shown)	192906-T8
2	19	6	Primary Disconnect Assembly	191916-T11
3	20	1	Operating Mechanism (Less Coils & Motor)	194111-T5

## GENERAL NOTES

## 1. Recommended quantities are as follows:

**DOMESTIC** - One (1) recommended set for each ten (10) breakers or fraction thereof installed for each rating. Any portion or all of the additional parts may be ordered in the same ratio.

**FOREIGN** - One (1) recommended and one (1) additional set for each five (5) breakers or fraction thereof installed for each rating.

## 2. The parts listed cover an indefinite period of time. With normal maintenance, replacement will be infrequent.

3. Standard hardware (screws, nuts, lockwashers, etc.) is not included with any parts. However, miscellaneous special hardware, kit 709712-T1 is included when any parts from Table 2 are ordered.

4. Where continuity of service is mandatory, a spare breaker is recommended.

## ORDERING INSTRUCTIONS

1. Specify serial number from breaker nameplate in addition to part description and ordering number.

2. State control voltage when ordering coils, resistor and motor.

The photographs reproduced in this bulletin are furnished only to serve as a guide in the identification of assemblies and parts, and do not purport to cover all details or variations in equipment.