


## Renewal Parts

### I-T-E Medium-Voltage Power Circuit Breakers

---

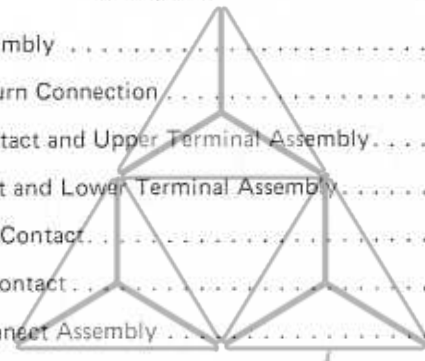
Type 15HK750  
1200, 2000, 2500 and 3000 Amperes  
15000 Volts



[store.ips.us](http://store.ips.us)

## Table of Contents

Description	Page	Description	Page
Arc Chute Assembly .....	5	Auxiliary Switch Assembly .....	9
Arc Chute Return Connection .....	5	Undervoltage Trip Device .....	11
Stationary Contact and Upper Terminal Assembly .....	5	Latch Check Switch Assembly .....	11
Moving Contact and Lower Terminal Assembly .....	5	Latch Check Switch .....	11
Moving Arcing Contact .....	7	Resistor Assembly .....	11
Moving Main Contact .....	7	Secondary Disconnect Assembly-Moving .....	11
Primary Disconnect Assembly .....	7	Secondary Disconnect Assembly-Stationary .....	11
Puffer Piston Assembly .....	7	Hardware and Retainer Kit .....	11
Pushrod Assembly (outer pole) .....	7	Lower Terminal Support Insulator .....	11
Pushrod Assembly (center pole) .....	7	Rear Barrier Molding (Gas Shield) .....	11
Operating Mechanism Assembly .....	9	Accessory Kit .....	13
Spring Charging Motor Assembly .....	9	Slow Close Bracket .....	13
Close Coil Assembly .....	9	Manual Charge Handle .....	13
Trip Coil Assembly .....	9	Racking Crank .....	13
Control Device Assembly .....	9	5th Wheel Assembly .....	13
Motor Disconnect Switch .....	9	Lifting Yoke Assembly .....	13
Electrical Close/Trip Switch .....	9	Arc Chute Lifting Plate .....	13
Operation Counter .....	9	Arc Chute Tilt Support .....	13



store.ips.us

**General Notes**


1. Recommended quantities are as follows:
  - DOMESTIC OR NORMAL DUTY APPLICATIONS:**  
One (1) recommended set for each ten (10) breakers or fraction thereof installed for each rating. Any portion or all of the additional parts may be ordered in the same ratio.
  - FOREIGN OR HEAVY DUTY APPLICATIONS:**  
One (1) recommended and one (1) additional set for each five (5) breakers or fraction thereof installed for each rating.
2. The parts listed cover an indefinite period of time. With normal maintenance, replacement will be infrequent.

3. An assortment of special hardware used on this circuit breaker is available as a kit. Order hardware Kit No. 709712-T1.
4. Where continuity of service is mandatory, a spare breaker is recommended.


**Ordering Instructions**

1. Specify serial number from breaker nameplate, in addition to part description and ordering number.
2. State control voltage when ordering coils, resistors and motor.


The illustrations and ordering numbers in this bulletin are furnished only to serve as a guide in the identification of assemblies and parts, and do not purport to cover all details or variations in equipment.




Front View



Rear View



Operating Mechanism Assembly




1

IPS




2A




2B



3A




3B




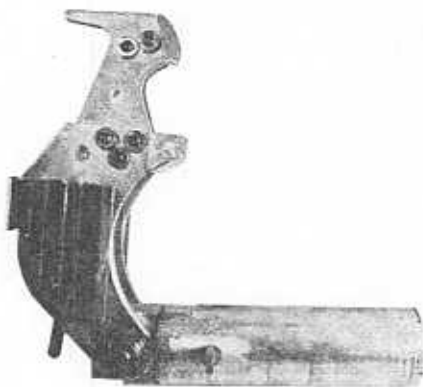
3C

Description of Part Or Assembly	Fig. Ref.	Quantity Per Breaker				Ordering Number
		1200A	2000A	2500A	3000A	
Arc Chute Assembly	1	3	3	3	3	194107-T1
	1					194107-T2
Arc Chute Return Connection	2A	3	3			194011-D
	2B			3	3	194011-E
Stationary Contact & Upper Terminal Assembly	3A	3				194144-T4
	3A		3			194144-T5
	3B			3		194114-T1
	3C				3	194114-T2
Moving Contact & Lower Terminal Assembly	4A	3				198914-T10
	4A		3			198914-T11
	4B			3		194106-T4
	4C				3	194106-T5



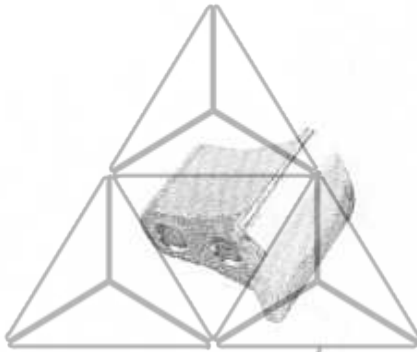
store.ips.us

4A



4B

4C



5

6A



6B



7A



7B




7C

Description Of Part Or Assembly	Fig. Ref.	Quantity Per Breaker				Ordering Number
		1200A	2000A	2500A	3000A	
Moving Arcing Contact	5	3	3	3	3	193726-K1
Moving Main Contact	6A	3	3			193779-K5
	6B			3	3	194337-K1
Primary Disconnect Assembly	7A	6				191916-T5
	7B		6			191916-T6
	7C			6		191916-T12
	7D				6	191916-T3
Puffer Piston Assembly	8	1	1	1	1	192906-T3
Pushrod Assembly (outer pole)	9A	2	2	2	2	199158-K3
Pushrod Assembly (center pole)	9B	1	1	1	1	199158-K4


store.ips.us




8



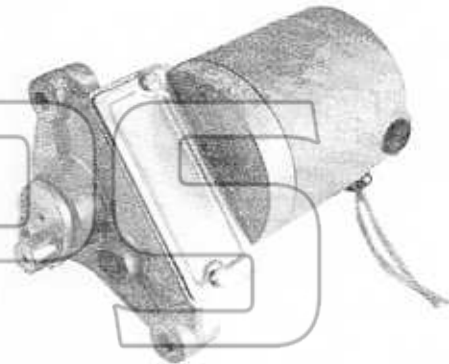
9A




9B



10



11



12



13



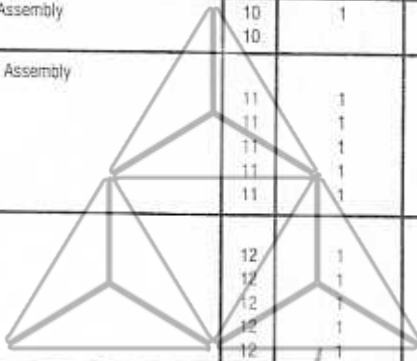
14



15



Description of Part Or Assembly	Fig. Ref.	Quantity Per Breaker				Ordering Number
		1200A	2000A	2500A	3000A	
Operating Mechanism Assembly	10	1	1	1	1	194111-T7
	10					194111-T5
Spring Charging Motor Assembly						
48V DC	11	1	1	1	1	709799-T10
125V DC	11	1	1	1	1	709799-T11
250V DC	11	1	1	1	1	709799-T12
110/120V AC	11	1	1	1	1	709799-T11
208/240V AC	11	1	1	1	1	709799-T12
Close Coil Assembly						
48V DC	12	1	1	1	1	191920-T4
125V DC	12	1	1	1	1	191920-T14
250V DC	12	1	1	1	1	191920-T3
110/120V AC	12	1	1	1	1	191920-T5
208/240V AC	12	1	1	1	1	191920-T6
Trip Coil Assembly						
48V DC	12	1	1	1	1	191920-T4
125V DC	12	1	1	1	1	191920-T14
250V DC	12	1	1	1	1	191920-T3
110/120V AC	12	1	1	1	1	191920-T5
208/240V AC	12	1	1	1	1	191920-T6
Control Device Assembly						
48V DC	13	1	1	1	1	191921-T8
125V DC	13	1	1	1	1	191921-T6
250V DC	13	1	1	1	1	191921-T7
110/120V AC	13	1	1	1	1	191921-T10
208/240V AC	13	1	1	1	1	191921-T11
Motor Disconnect Switch	14	1	1	1	1	703270-A
Electrical Close/Trip Switch (when used)	15	1	1	1	1	712760-A
Operation Counter	16	1	1	1	1	180522-C
Auxiliary Switch Assembly (4 Contact)	17	1	1	1	1	700034-K1



IPES





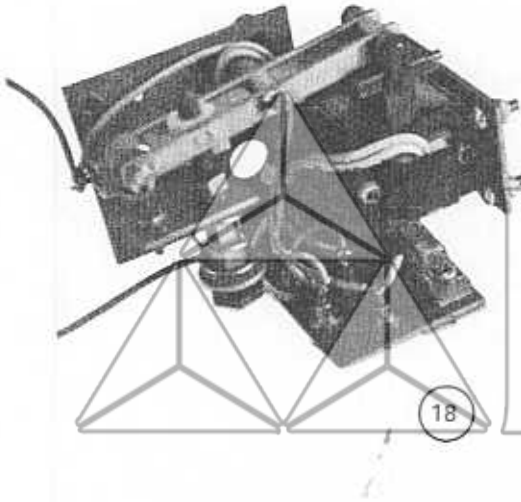
store.ips.us




16



17



Description of Part Or Assembly	Fig. Ref.	Quantity Per Breaker				Ordering Number
		1200A	2000A	2500A	3000A	
Undervoltage Trip Device • (when used)	18	1	1	1	1	197909-T6
	18	1	1	1	1	197909-T7
	18	1	1	1	1	197909-T8
	18	1	1	1	1	197909-T9
	18	1	1	1	1	197909-T10
Latch Check Switch Assembly (when used)	19	1	1	1	1	191924-T6
Latch Check Switch • (when used)	20	1	1	1	1	191545-A
Resistor Assembly • (when used) 120V AC 240V AC	21	1	1	1	1	194124-T15
	21	1	1	1	1	194124-T16
Secondary Disconnect Assembly—Moving •	22	2	2	2	2	709163-K6
Secondary Disconnect Assembly—Stationary	23	1	1	1	1	818287-T4
Hardware & Retainer Kit ▲	24	1	1	1	1	709712-T1
Lower Terminal Support Insulator	25	3	3			196460-K1
	25			3	3	194351-B
Rear Barrier Molding (Gas Shield)	26	3	3			165381-K1
	26			3	3	165381-K2



store.ips.us

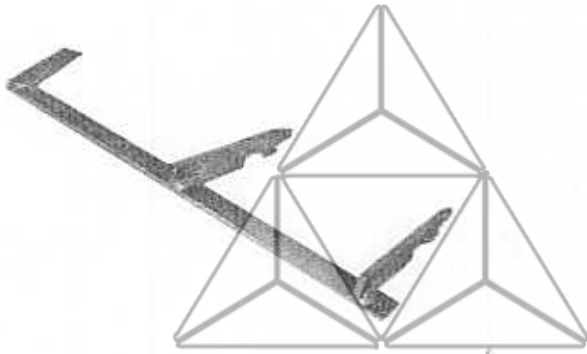
24



25



26

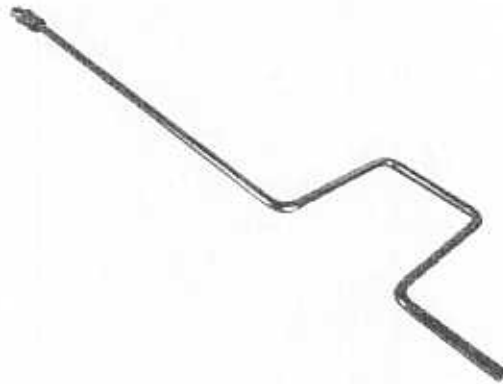


30

IPS




31




32

store.ips.us



33




34

Description Of Part Or Assembly	Fig. Ref.	Quantity Per Breaker				Ordering Number
		1200A	2000A	2500A	3000A	
Accessories						
Accessory Kit	30-36	1	1	1	1	160800-T3
(Order Individual Accessories As Required)						
Slow Close Bracket	30	1	1	1	1	194147-T9
Manual Charge Handle	31	1	1	1	1	187912-A
Racking Crank	32	1	1	1	1	160800-T9
5th Wheel Assembly	33	1	1	1	1	160800-T6
Lifting Yoke Assembly	34	1	1	1	1	160800-T7
Arc Chute Lifting Plate	35	1	1	1	1	195346-T1
Arc Chute Tilt Support	36	3	3	3	3	160800-T5

store.ips.us



35



36



[store.ips.us](http://store.ips.us)