
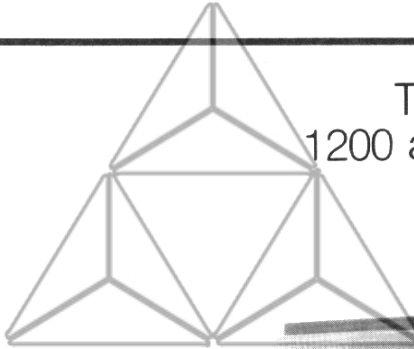


**Renewal Parts**

**I-T-E Medium-Voltage  
Power Circuit Breakers**

Type 15HK500  
1200 and 2000 Amperes  
15000 Volts



[store.ips.us](http://store.ips.us)

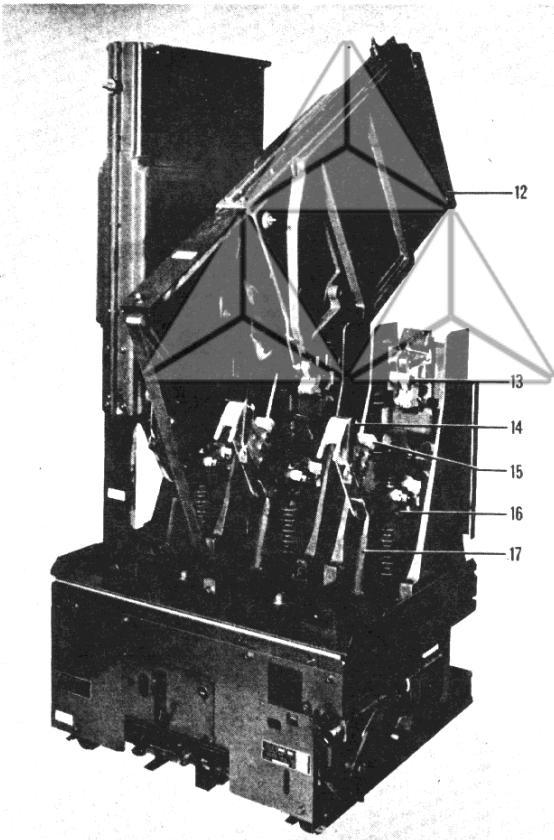


Fig. 1




Fig. 2




Fig. 3

**RENEWAL PARTS FOR TYPE 15HK500, 1200/2000 AMPERES POWER CIRCUIT BREAKER**

**TABLE 1 - RECOMMENDED - FOR NORMAL DUTY APPLICATIONS**

Fig. Ref.	Item	Qty. per Bkr.	Description of Assembly or Part	Ordering Number
2	1	2	Secondary Disconnect Assembly	703153-K5
2	2	1	Control Device	191921-*
2	3	1	Auxiliary Switch (4 Contact)	700034-K1
2	4	1	Resistor Assembly (ac Control Only)	195391-*
3	5	1	Charging Motor	709799-*
3	6	1	Motor Disconnect Switch	703270-A
3	7	1	Trip Coil	191920-*
3	8	1	Close Coil (Not Shown)	191920-*
3	9	1	Close-Trip Switch (When Used)	712780-A
3	10	1	Latch Check Switch (When Used)	191545-A
3	11	1	Undervoltage (When Used) (Not Shown)	197909-*

\*Specify Applicable Voltage and Frequency

**TABLE 2 - ADDITIONAL - FOR HEAVY DUTY APPLICATIONS**

Fig. Ref.	Item	Qty. per Bkr.	Description of Assembly or Part	Ordering Number	
				1200 A	2000 A
1	12	3	Arc Chute Assembly	194127-T2	194127-T2
1	13	3	Stationary Contact & Upper Terminal Assembly	194144-T1	194144-T2
1	14	3	Moving Arcing Contact	193726-K1	193726-K1
1	15	3	Moving Main Contact	193779-K4	193779-K5
1	16	3	Arc Chute Return Connection	194011-D	194011-D
1	17	3	Pushrod	194208-K1	194208-K1
	18	1	Puffer Piston Assembly (Not Shown)	192906-T8	192906-T8
2	19	6	Primary Disconnect Assembly	191916-T5	191916-T8
3	20	1	Operating Mechanism (Less Coils & Motor)	194111-T6	194111-T6

**GENERAL NOTES**

1. Recommended quantities are as follows:

**DOMESTIC** - One (1) recommended set for each ten (10) breakers or fraction thereof installed for each rating. Any portion or all of the additional parts may be ordered in the same ratio.

**FOREIGN** - One (1) recommended and one (1) additional set for each five (5) breakers or fraction thereof installed for each rating.

2. The parts listed cover an indefinite period of time. With normal maintenance, replacement will be infrequent.

3. An assortment of special hardware used on this type circuit breaker is available as a kit. Order hardware kit No. 709712-T1.

4. Where continuity of service is mandatory, a spare breaker is recommended.

**ORDERING INSTRUCTIONS**

1. Specify type of circuit breaker and serial number from breaker nameplate, in addition to part description and ordering number.

2. State control voltage when ordering coils, resistors and motor.

The photographs reproduced in this bulletin are furnished only to serve as a guide in the identification of assemblies and parts, and do not purport to cover all details or variations in equipment.

**ABB**  
ASEA BROWN BOVERI

**Asea Brown Boveri**  
Power Distribution Centre  
2401 Dixie Rd.  
Mississauga, Ontario L4Y 2A3

Supersedes RP 8.2.8-9C  
Printed in Canada 1M GA 0488



store.ips.us