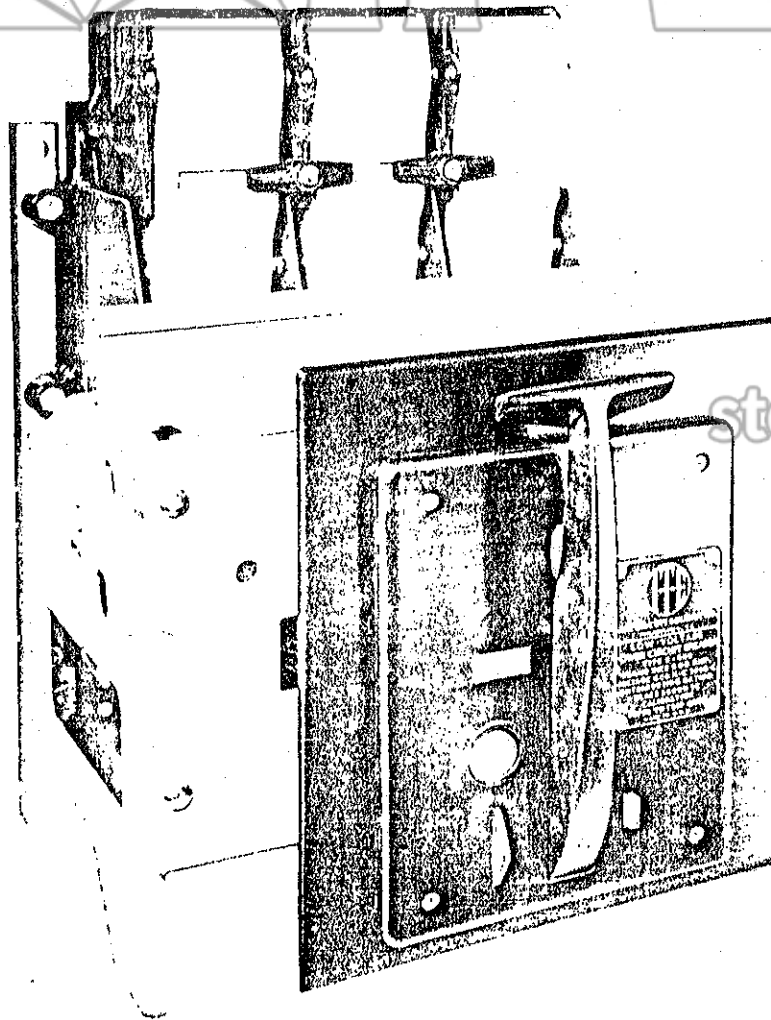
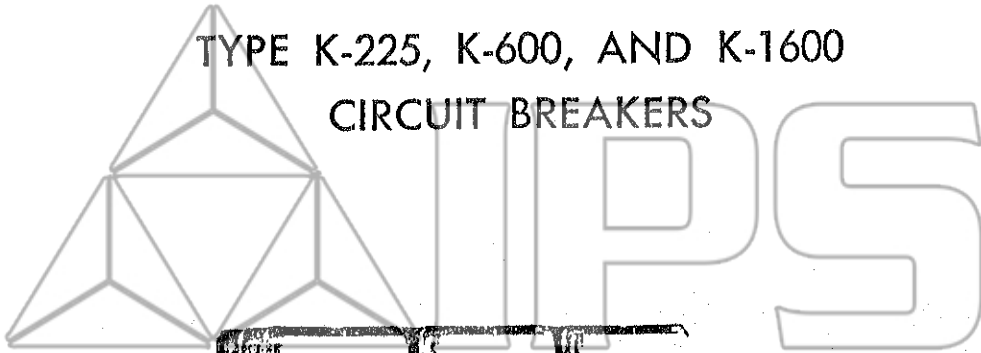


# A-C LOW VOLTAGE POWER CIRCUIT BREAKERS

## RENEWAL PARTS

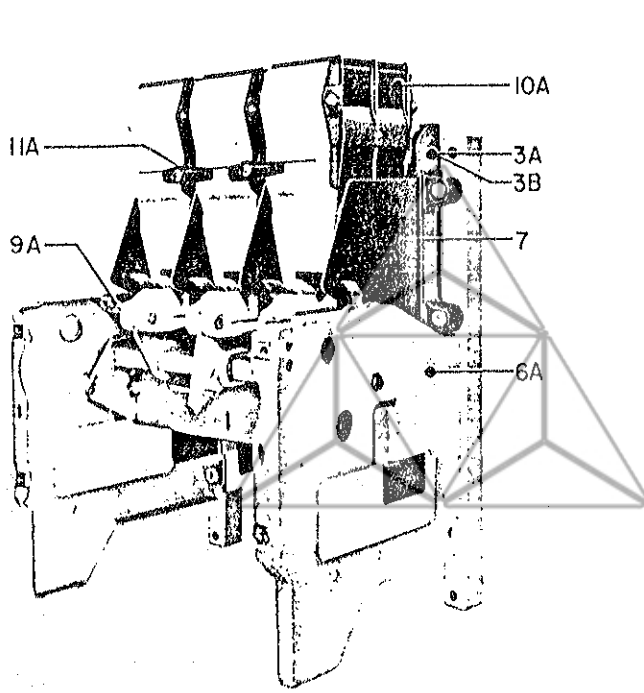
TYPE K-225, K-600, AND K-1600  
CIRCUIT BREAKERS



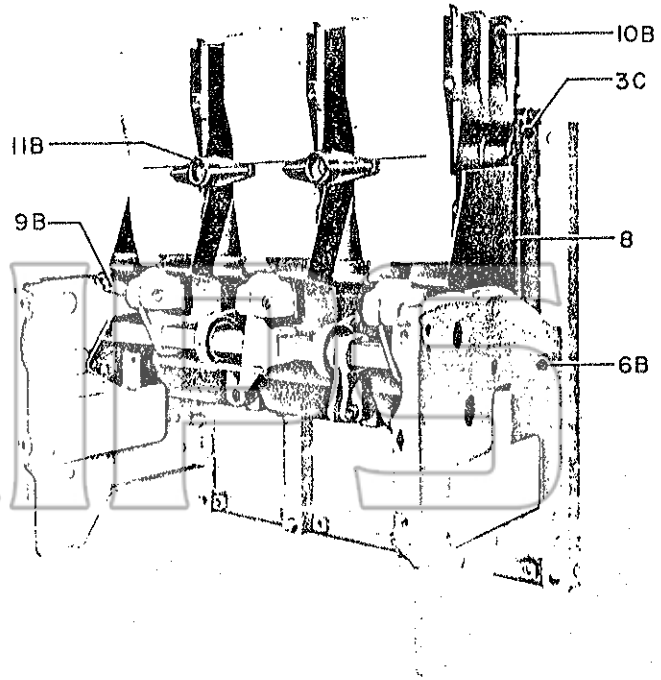
store.ips.us




I-T-E CIRCUIT BREAKER COMPANY




2A or 2B



2C



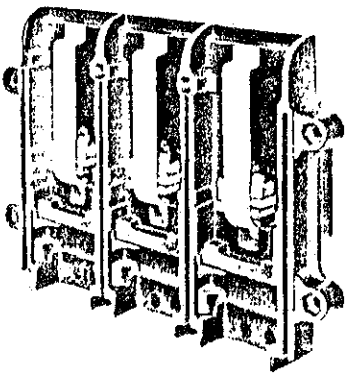
3A



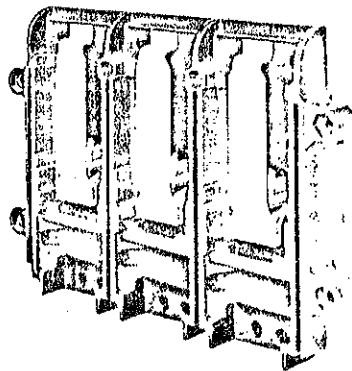
3B




3C




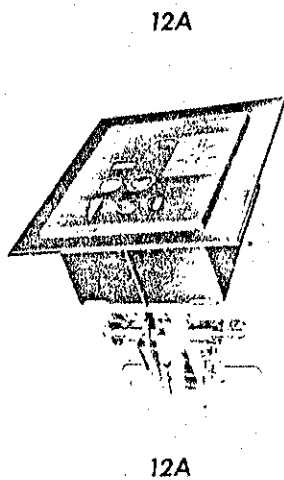
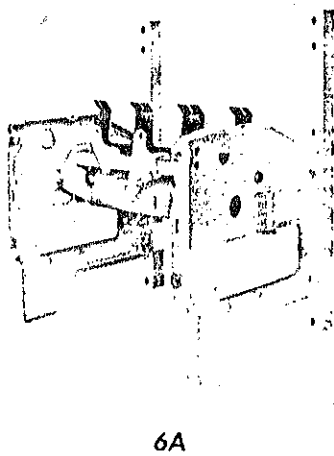




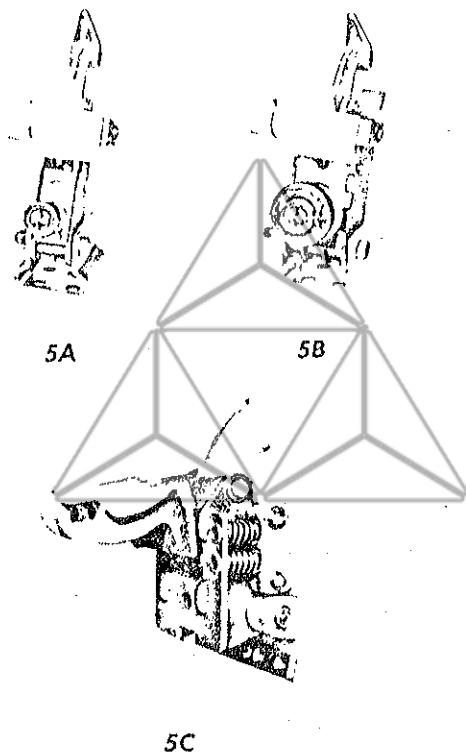
4A



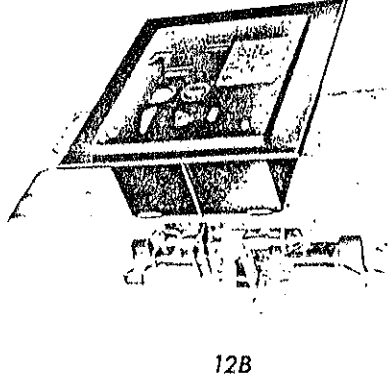
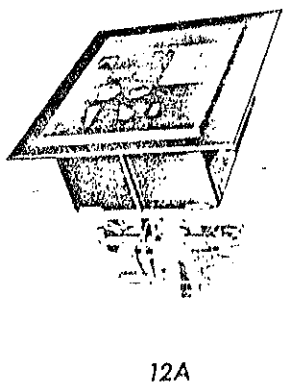
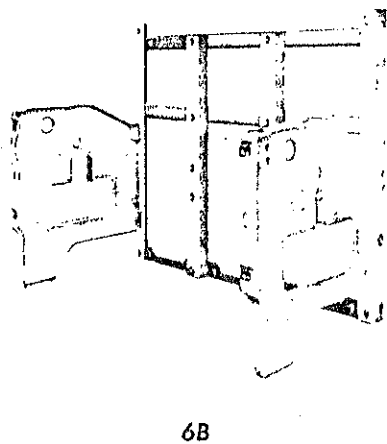
4B

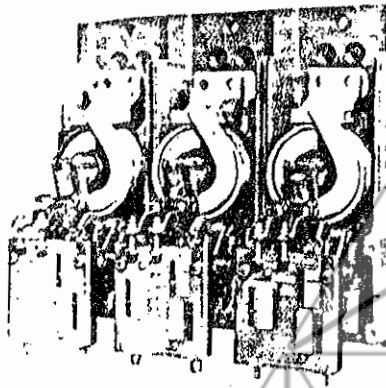


4C




store.ips.us






13A



13B



13C

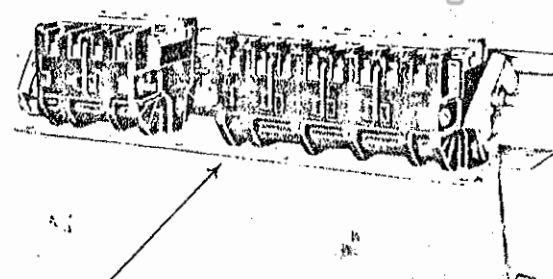
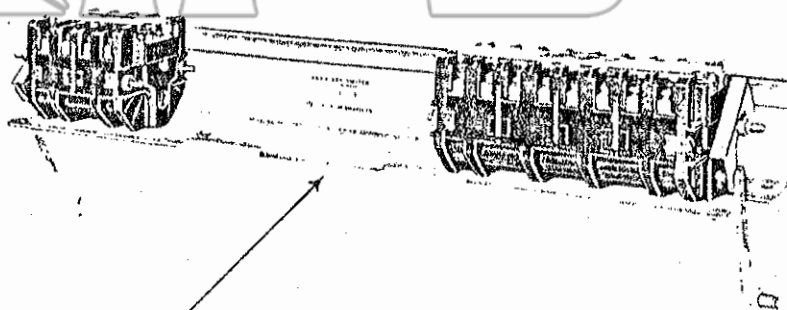
K-225 K-600	K-1600	SWITCH MOUNTING VARIATIONS FRONT OF BOARD
K1	K9	
K2	K10	
K3	K11	
K4	K12	
K5	K13	

↑  
14A


↑  
14B

———— K13 Shown

———— K5 Shown




store.ips.us



15



16



17



FIG. REF.	QUANTITY PER 3 POLE BREAKER			DESCRIPTION OF ASSEMBLY OR PART (Components Indented)	ORDERING NUMBER (Components Indented)	RECOMMENDED SPARES FOR NUMBER OF BREAKERS INSTALLED			
	K-225	K-600	K-1600			1-5	6-10	11-15	16-25
1				Circuit Breaker Assembly, Complete	0	0	0	1	
2A	1			Basic Breaker Assembly	708355-T1	}	0	0	0
2B		1		Basic Breaker Assembly	708355-T3				
2C			1	Basic Breaker Assembly	708355-T5				
3A	1			Upper Molding and Contact Assembly	706782-T1	}	0	1	1
3B		1		Upper Molding and Contact Assembly	706782-T3				
3C			3	Upper Molding and Contact Assembly	706782-T5				
4A	1			Upper Molding and Stationary Contact Assembly	706784-T1	}	1	1	1
4B		1		Upper Molding and Stationary Contact Assembly	706784-T3				
4C			3	Upper Molding and Stationary Contact Assembly	706784-T5				
5A	3			Movable Contact Assembly	706783-T1	}	3	3	3
5B		3		Movable Contact Assembly	706783-T2				
5C			3	Movable Contact Assembly	706783-T3				
6A	1	1		Frame Assembly	708356-T1	}	0	0	0
6B			1	Frame Assembly	708356-T5				
7	4	4		Interphase Vertical Barrier	701531-A				
8			3	Interphase Cover	707110-A	}	1	2	3
9A	2	2		Opening Spring	650220-A6				
9B		2		Opening Spring	650220-A7				
10A	3	3		Arc Chute Assembly	706775-T5	}	1	2	3
10B			3	Arc Chute Assembly	706775-T1				
11A	2	2		Retainer Molding--For Arc Chute	701496-A				
11B			2	Retainer Molding--For Arc Chute	701543-A	}	1	2	3
12A	1	1		Operating Mechanism Assembly	706774-T1				
				(Manually Operated--Stationary)	706774-T2				
				(Electrically Operated--Stationary)	706774-T3				
				(Electrically Operated--Drawout)	706774-T4				
12B			1	Operating Mechanism Assembly	706774-T5	}	0	0	0
				(Manually Operated--Stationary)	706774-T6				
				(Manually Operated--Drawout)	706774-T7				
				(Electrically Operated--Stationary)	706774-T8				
13A	1			Lower Molding Assembly	708371-322	}	0	0	0
				Standard Type OD-3	708371-312				
				Overcurrent Device	708371-307				
				40 to 30 Amps.	708371-304				
				20 to 15 Amps.	708371-302				
13B		1		Lower Molding Assembly	708372-360	}	0	0	0
				Standard Type OD-3	708372-340				
				Overcurrent Device	708372-322				
				125 to 90 Amps.	708372-312				
				70 to 50 Amps.	708372-307				
				40 to 30 Amps.	708372-304				
13C			3	Lower Molding Assembly	708373-316	}	0	0	0
				Standard Type OD-3	708373-360				
				Overcurrent Device	708373-340				
				225 to 150 Amps.	708373-322				
14A	1	1		Auxiliary Switch Assembly with Mounting	708394-T1	}	0	1	1
				RH-4 4 Total	708394-T2				
				RH-8 8 Total	708394-T3				
				LH-4 4 Total	708394-T4				
				LH-4 RH-4 8 Total	708394-T5				
14B			1	Auxiliary Switch Assembly with Mounting	708394-T6	}	0	1	1
				RH-4 4 Total	708394-T7				
				RH-8 8 Total	708394-T8				
				LH-4 4 Total	708394-T9				
				LH-4 RH-4 8 Total	708394-T10				
15	1	1	1	Shunt Trip Assembly	708393-T6	}	0	1	1
				110-120 Volts, 60 Cycle	708393-T10				
				208-240 Volts, 60 Cycle	708393-T11				
				360-480 Volts, 60 Cycle	708393-T8				
				500-600 Volts, 60 Cycle	708393-T7				
				125 Volts, DC	708393-T9				
				250 Volts, DC					
16	1	1	1	Motor Assembly with Mounting	708391-T1	}	0	0	0
				110-120 Volts AC or 125 Volts DC	708391-T2				
17	1	1	1	Control Device Assembly	708392-T9	}	0	1	1
				110-120 Volts, 60 Cycle	708392-T10				
				208-240 Volts, 60 Cycle	708392-T7				
				125 Volts, DC	708392-T8				

Specify serial number from breaker nameplate, original purchase order number and I-T-E sales order number in addition to part description and ordering number.

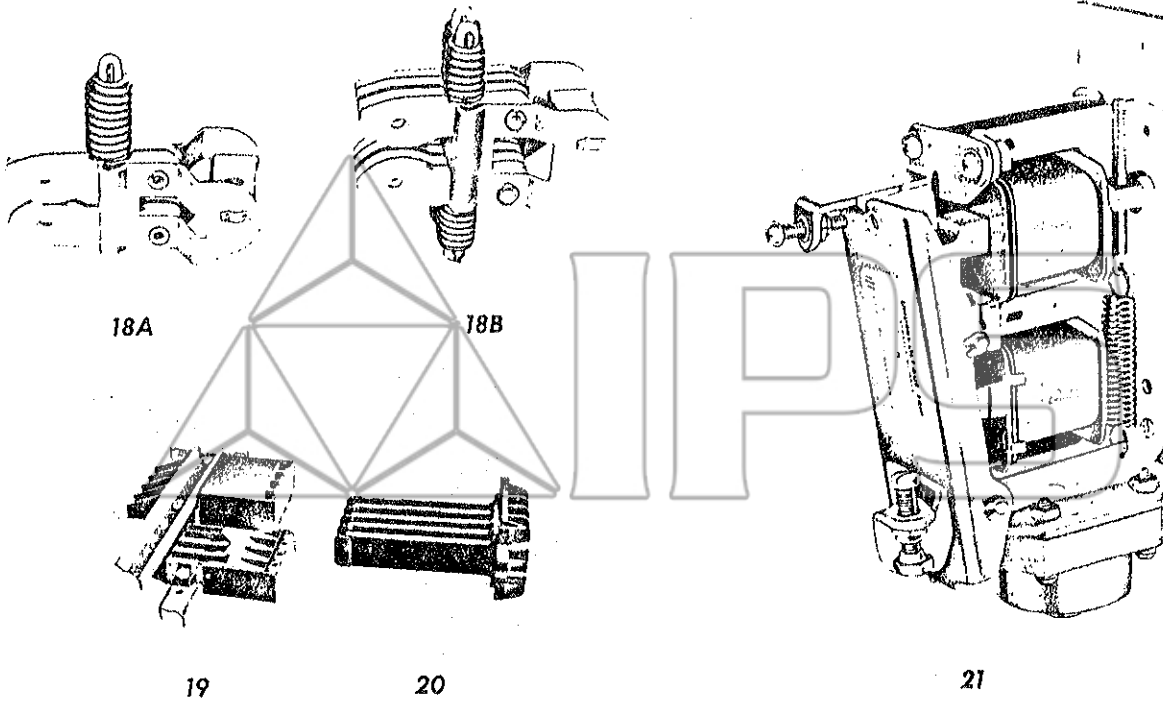


FIG. REF.	QUANTITY PER 3 POLE BREAKER			DESCRIPTION OF ASSEMBLY	ORDERING NUMBER	RECOMMENDED SPARES FOR NUMBER OF BREAKERS INSTALLED			
	K-225	K-600	K-1600			1-5	6-10	11-15	16-25
18A	6			Primary Disconnect Contact Assembly	702299-K1	0	1	2	6
18B		6	12	Primary Disconnect Contact Assembly	702299-K2	0	1	2	6
19	•	•	•	Secondary Disconnect Contact Assembly, Movable	703153-K1	1	1	2	4
20	•	•	•	Secondary Disconnect Contact Assembly, Stationary	703152-K2	1	1	1	2
21	1	1	1	Undervoltage Trip Assembly Complete	#				
				110-120 Volts, 60 Cycle	#				
				200-215 Volts, 60 Cycle	#				
				220-240 Volts, 60 Cycle	#				
				400-430 Volts, 60 Cycle	#	0	1	1	2
				440-480 Volts, 60 Cycle	#				
				125 Volts, DC	#				
				250 Volts, DC	#				

- Quantity varies - 8 movable and 4 stationary contact assemblies (maximum) per breaker.
- # Specify serial number from breaker nameplate, original purchase order number and I-T-E sales order number, in addition to part description and ordering number from the table below.

DESCRIPTION OF ASSEMBLY	ORDERING NUMBER			
	INSTANTANEOUS TRIP DEVICES		TIME-DELAY TRIP DEVICES	
Undervoltage Trip Assembly Complete	STANDARD DEVICE Operates Reset Indicator	SPECIAL DEVICE Does Not Operate Reset Indicator	STANDARD DEVICE Operates Reset Indicator	SPECIAL DEVICE Does Not Operate Reset Indicator
110-120 Volts, 60 Cycle	703811-K3	703811-K11	703812-K3	703812-K11
200-215 Volts, 60 Cycle	703811-K4	703811-K12	703812-K4	703812-K12
220-240 Volts, 60 Cycle	703811-K5	703811-K13	703812-K5	703812-K13
400-430 Volts, 60 Cycle	703811-K6	703811-K14	703812-K6	703812-K14
440-480 Volts, 60 Cycle	703811-K7	703811-K15	550-# 703812-K7-#az	703812-K15
125 Volts, DC	703811-K1	703811-K9	703812-K1	703812-K9
250 Volts, DC	703811-K2	703811-K10	703812-K2	703812-K10

FOR PRICES AND TECHNICAL INFORMATION, REFER TO THE NEAREST OFFICE OF I-T-E CIRCUIT BREAKER COMPANY.



## ORDERING INSTRUCTIONS

When ordering, always state type of circuit breaker and serial number from breaker nameplate, original purchase order number and I-T-E sales order number in addition to part description and ordering number.

State the quantity, description, and ordering number of each assembly or part required, as applicable.

**EXAMPLE:** To order movable contact assemblies for a type K-600 circuit breaker, specify the following:

For a type K-600 circuit breaker  
Serial # 39402-22-2-4A  
P.O. # 35432 (Your Number)  
I-T-E S.O. 33-39402

Quantity 3    Movable Contact Assembly    706783-T2

The recommended spares in this bulletin apply only to circuit breakers having the features listed.

**EXAMPLE:** If your circuit breaker is stationary mounted, you would disregard the primary and secondary disconnect contacts (Fig. Refs. 18A, 18B, 19, and 20).

If your circuit breaker has some special feature not listed, provide complete description of feature - such as Bell Alarm Switch - 120 Volts AC, (1) N.O. and (1) N.C. contact - in addition to other information requested above.

The photographs reproduced in this bulletin are furnished only to serve as a guide in the identification of assemblies and parts, and do not purport to cover all details or variations in equipment.

FOR PRICES AND TECHNICAL INFORMATION,  
REFER TO THE NEAREST OFFICE OF I-T-E CIRCUIT BREAKER COMPANY.